

Addictive Design For Business



architect

Apurva Amin


Sometimes what happens, you design something supreme but that supremeness gets restricted to paper only, it doesn't get shaped up in reality but RK Supreme is actually supreme in all the way.

Every corner of RK supreme has been designed keeping in mind how lavishness can be delivered along with the corporate discern without hampering large space area which is provided all over and we are glad to deliver Rajkot's most supreme corporate stuff.



showrooms & offices

Welcome To



Welcome to RK ASSOCIATES

The RK Group is at the forefront of real estate development and hospitality in Gujarat, particularly Rajkot and Ahmedabad. Mr. Sarvanand Sonwani has ably led the entire team towards many successful milestones in the last two decades. RK Group's mission is to offer incredible facilities to clients and before time completion on all of their projects, whether residential or commercial, along with creatively designed spaces and superior construction quality.

The group prides itself on creating jobs in the real estate sector through their consistent projects. Their impeccable record is reflected in the successful completion and handover of each of their projects. The group has partnered with some of the most renowned architects, interior designers, engineers, and other professionals to deliver their projects.

RK Group aims to transform people's lives with their projects by offering a higher living standard and extraordinary workspaces.

BE A
SUPREME
LEADER

Who doesn't like to be called a leader and RK Supreme
is the spot, if everything goes right, you no longer won't
be just a businessman, you would be a leader





Supremely
Positive

To Get A Supremely Positive Environment, the Need is
Of A Well Designed Corporate Space Giving Good
Vibes © R. K. Supreme.



Extremely Supreme

While walking on the path of creating history, you always need to talk with yourself and for that you need such a place where you speak up something & the echo voice comes up with "Yes you can do it" and this is that place.





Supreme & **Grandeur**

You would find very few places, where you feel more sadness of leaving that place rather than excitement of being there and @ RK Supreme you must be having the same exposure due to the admirable location and world's leading brand showrooms at your doorstep.



GET A
SUPREME
START

Every business needs a good start but to have a kick
start you need something really special and RK Supreme
would be the same





Supremely
Worth

RK Supreme's prime location is potentially enough to grab opportunities towards you and create favourable environment for good fortune.



Supreme
Beginning

In majority cases, how your day would be, it depends on how it gets started and we assure you that you will get a supreme kick start of your day @ rk supreme.



FULFILL YOUR
SUPREME
DREAM





Supremely
Corporate

Comfort always allows you to stay vibrant and confident throughout the day and majesty is all about to walk like a king into the corridor of life and RK Supreme offers the both.





Audacity Towards
Supreme Growth

To build the empire, you need to work hard, you need to be a calm decision taker but before all these you need courage and self-motivation which can strengthen you to go ahead and RK Supreme has that aura.



Supreme Food for Good Mood

We Gujaratis, live for food and while walking on the route of achieving something, we don't want you to feel low when it comes to your favourite dish. At RK Supreme, we have a humongous cafeteria to boost you up.

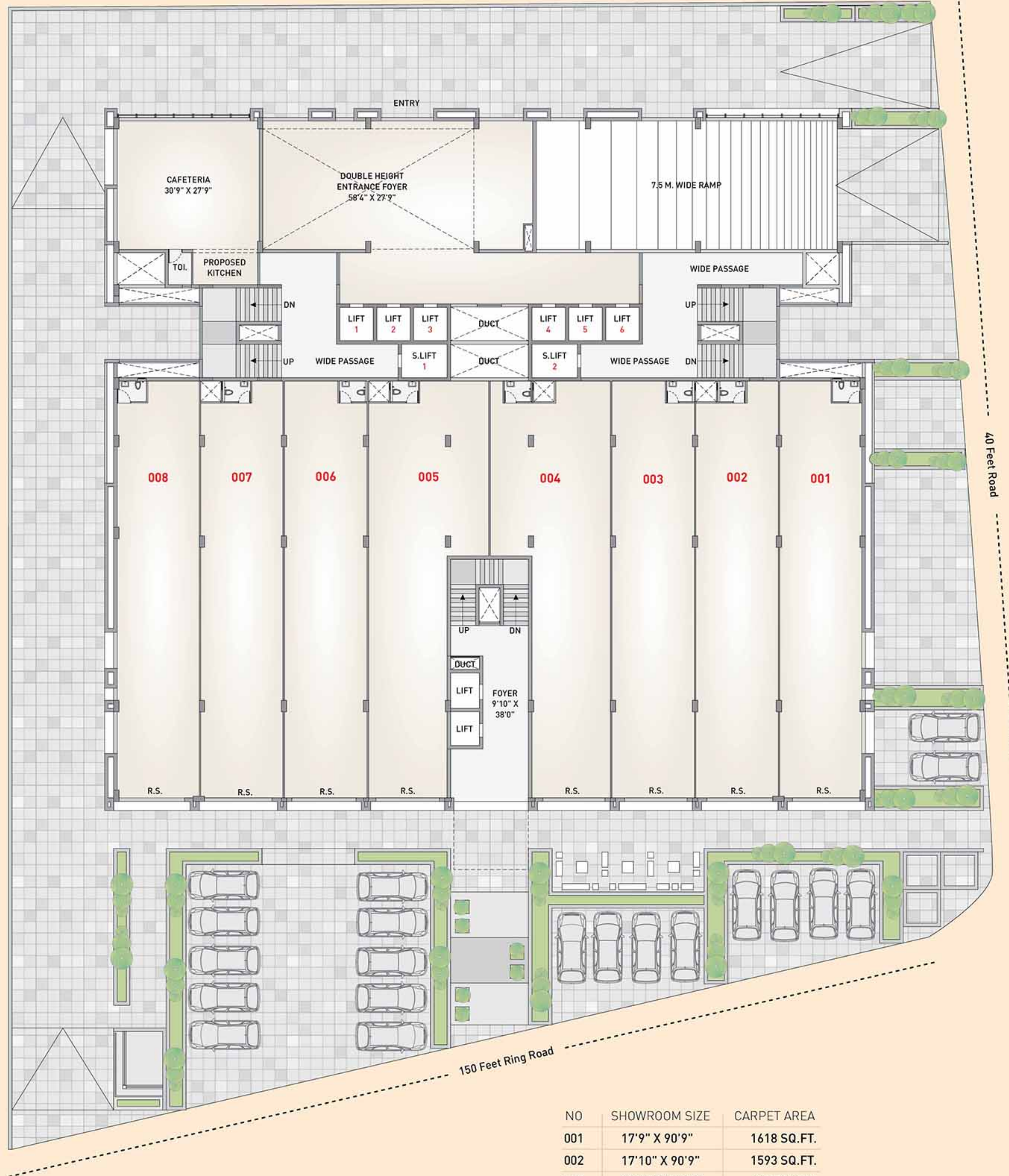


GET
SUPREME
SUCCESS

Success is all about keep on getting succeeded and at
RK Supreme, your success won't get stuck at place, it
will keep on rising.



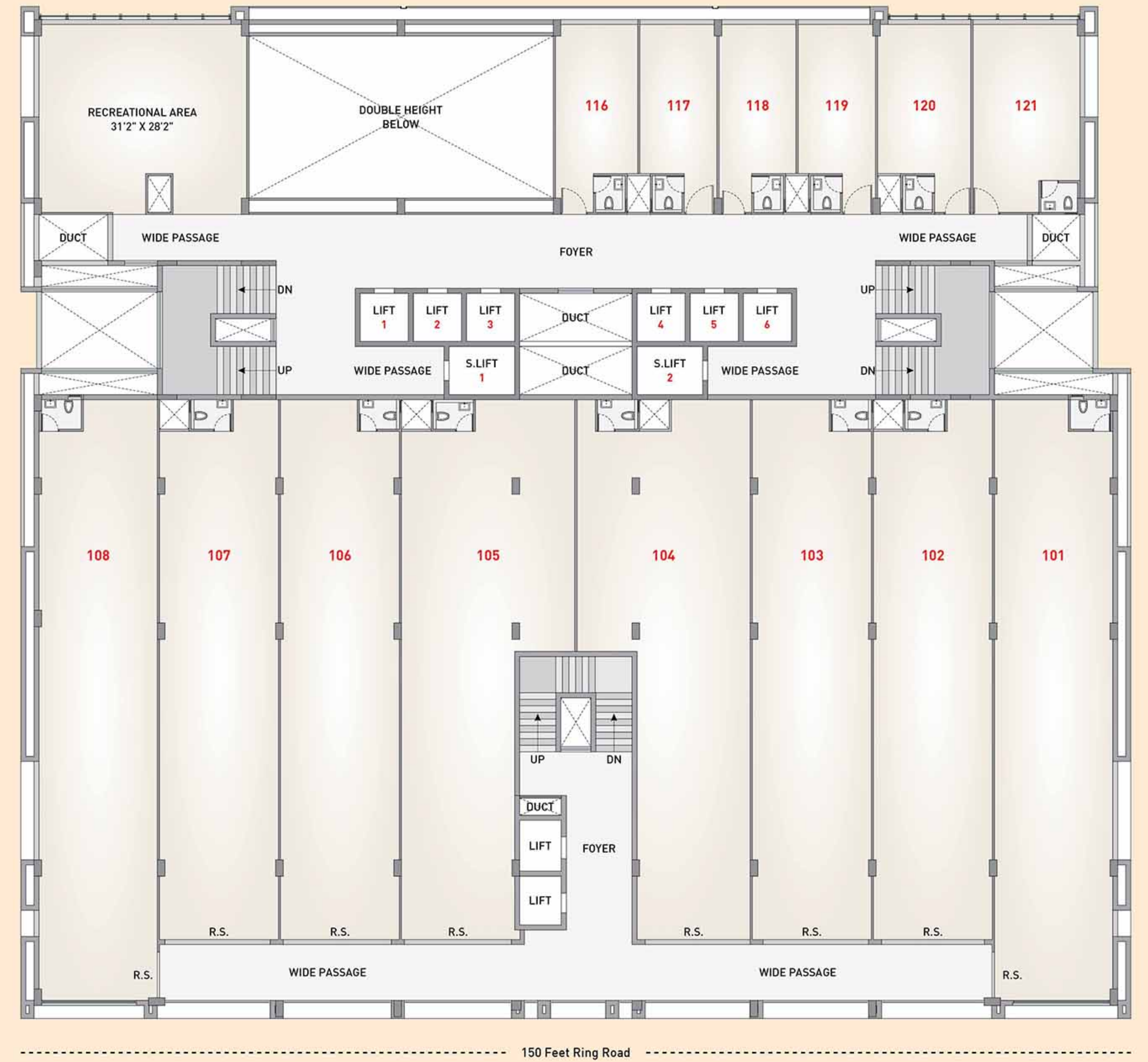
Ground Floor



NO	SHOWROOM SIZE	CARPET AREA
001	17'9" X 90'9"	1618 SQ.FT.
002	17'10" X 90'9"	1593 SQ.FT.
003	17'10" X 90'9"	1620 SQ.FT.
004	17'0" X 90'9"	1856 SQ.FT.
005	17'0" X 90'9"	1858 SQ.FT.
006	17'10" X 90'9"	1618 SQ.FT.
007	17'10" X 90'9"	1590 SQ.FT.
008	17'9" X 90'9"	1625 SQ.FT.



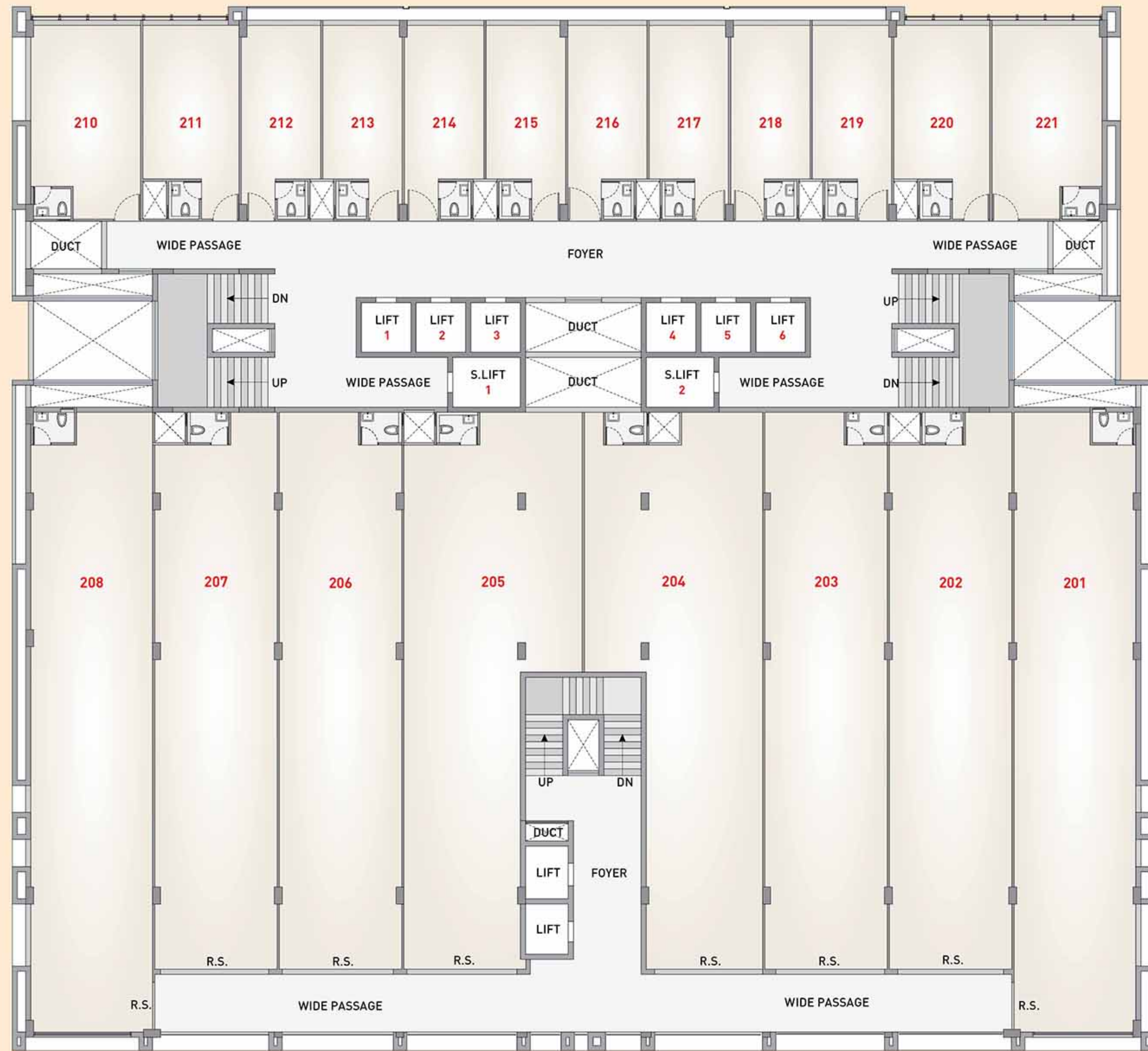
1st Floor



NO	SHOWROOM SIZE	CARPET AREA	NO	OFFICE SIZE	CARPET AREA
101	17'9" X 90'1"	1604 SQ.FT.	116	12'3" X 28'2"	334 SQ.FT.
102	17'10" X 81'8"	1430 SQ.FT.	117	11'7" X 28'2"	314 SQ.FT.
103	17'10" X 81'8"	1458 SQ.FT.	118	11'6" X 28'2"	313 SQ.FT.
104	17'0" X 81'8"	1702 SQ.FT.	119	11'7" X 28'2"	315 SQ.FT.
105	17'0" X 81'8"	1703 SQ.FT.	120	14'0" X 28'5"	375 SQ.FT.
106	17'10" X 81'8"	1455 SQ.FT.	121	16'0" X 28'5"	455 SQ.FT.
107	17'10" X 81'8"	1460 SQ.FT.			
108	17'9" X 90'1"	1611 SQ.FT.			



2nd And 3rd Floor

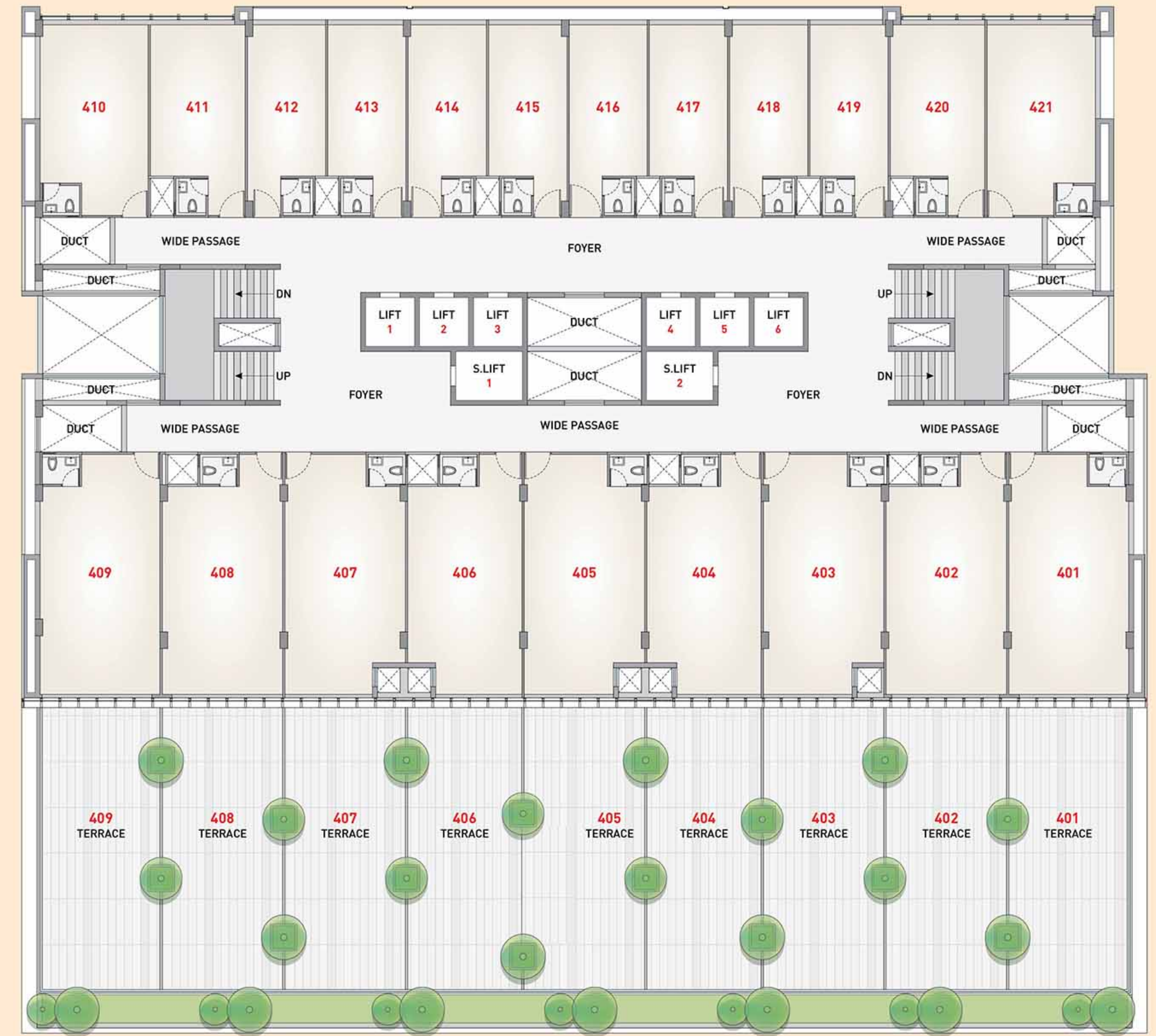


150 Feet Ring Road

NO	SHOWROOM SIZE	CARPET AREA	NO	OFFICE SIZE	CARPET AREA	NO	OFFICE SIZE	CARPET AREA
201	17'9" X 90'1"	1604 SQ.FT.	210	16'0" X 28'5"	455 SQ.FT.	218	11'7" X 28'2"	313 SQ.FT.
202	17'10" X 81'8"	1430 SQ.FT.	211	14'0" X 28'5"	375 SQ.FT.	219	11'7" X 28'2"	315 SQ.FT.
203	17'10" X 81'8"	1458 SQ.FT.	212	11'7" X 28'2"	315 SQ.FT.	220	14'0" X 28'5"	375 SQ.FT.
204	17'0" X 81'8"	1702 SQ.FT.	213	11'7" X 28'2"	313 SQ.FT.	221	16'0" X 28'5"	455 SQ.FT.
205	17'0" X 81'8"	1703 SQ.FT.	214	11'7" X 28'2"	315 SQ.FT.			
206	17'9" X 81'8"	1455 SQ.FT.	215	11'7" X 28'2"	315 SQ.FT.			
207	17'9" X 81'8"	1460 SQ.FT.	216	11'6" X 28'2"	313 SQ.FT.			
208	17'8" X 90'1"	1611 SQ.FT.	217	11'7" X 28'2"	314 SQ.FT.			



4th Floor



150 Feet Ring Road

NO	OFFICE SIZE	CARPET AREA	NO	TERRACE C.A.	NO	OFFICE SIZE	CARPET AREA
401	18'0" X 35'6"	646 SQ.FT.	401	764 SQ.FT.	412	11'7" X 28'2"	315 SQ.FT.
402	17'9" X 35'6"	616 SQ.FT.	402	769 SQ.FT.	413	11'7" X 28'2"	313 SQ.FT.
403	17'9" X 35'6"	619 SQ.FT.	403	769 SQ.FT.	414	11'7" X 28'2"	315 SQ.FT.
404	16'11" X 35'6"	560 SQ.FT.	404	729 SQ.FT.	415	11'7" X 28'2"	315 SQ.FT.
405	17'10" X 35'6"	619 SQ.FT.	405	638 SQ.FT.	416	11'6" X 28'2"	313 SQ.FT.
406	16'11" X 35'6"	564 SQ.FT.	406	729 SQ.FT.	417	11'7" X 28'2"	314 SQ.FT.
407	17'10" X 35'6"	616 SQ.FT.	407	769 SQ.FT.	418	11'7" X 28'2"	313 SQ.FT.
408	17'10" X 35'6"	615 SQ.FT.	408	769 SQ.FT.	419	11'7" X 28'2"	315 SQ.FT.
409	18'0" X 35'6"	645 SQ.FT.	409	764 SQ.FT.	420	14'0" X 28'5"	375 SQ.FT.
410	16'0" X 28'5"	455 SQ.FT.			421	16'0" X 28'5"	455 SQ.FT.
411	14'0" X 28'5"	375 SQ.FT.					





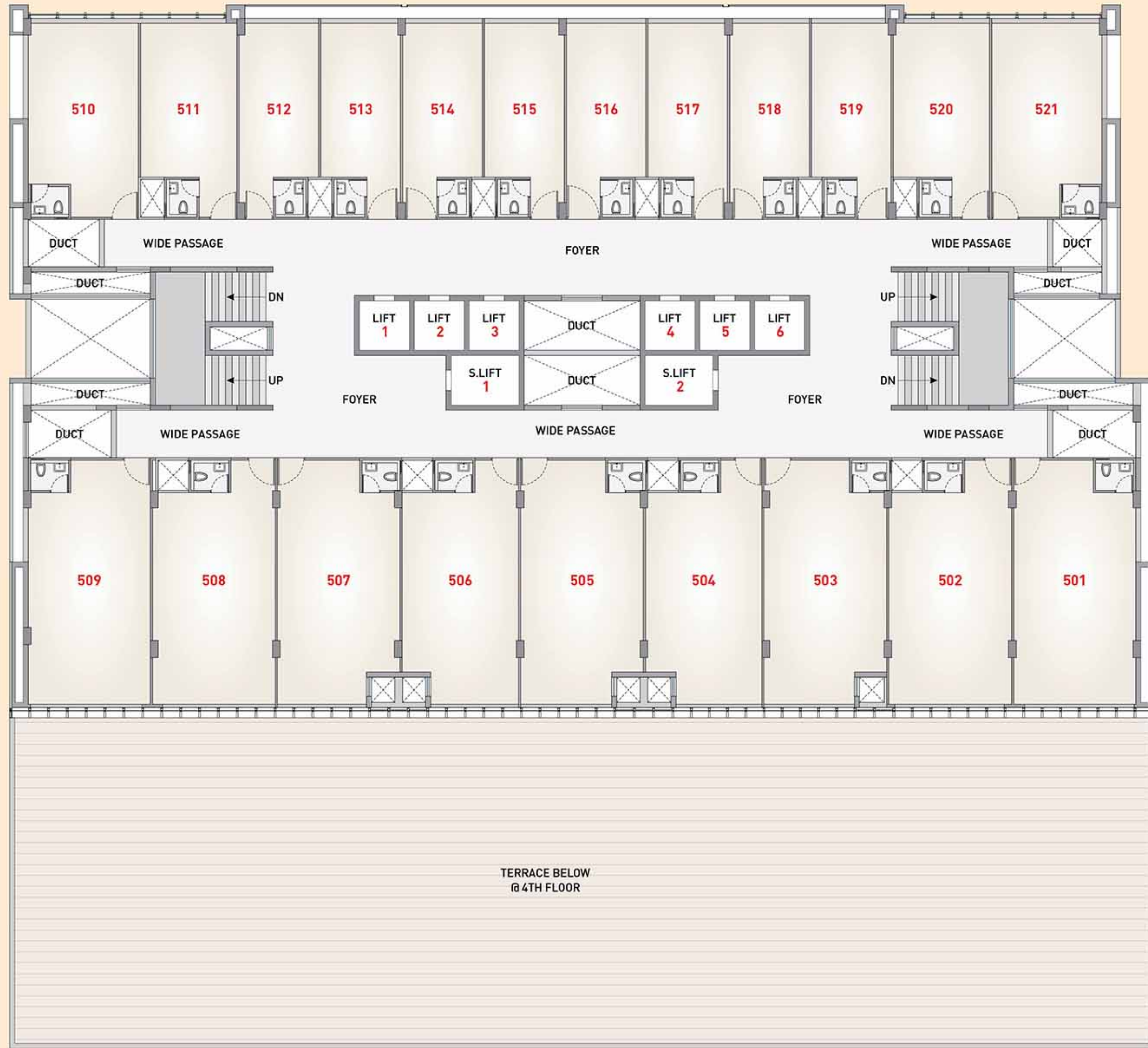
Perceive **Supreme Peace**

End number of thoughts, stress, noise all these factors come to give you lift during your journey towards the goal, at that time you need something which can give you a moral support and this is the place where you fill chilled out.

Terrace
@ 4th Floor

Typical Floor

4th To 7th | 10th To 13th Floor



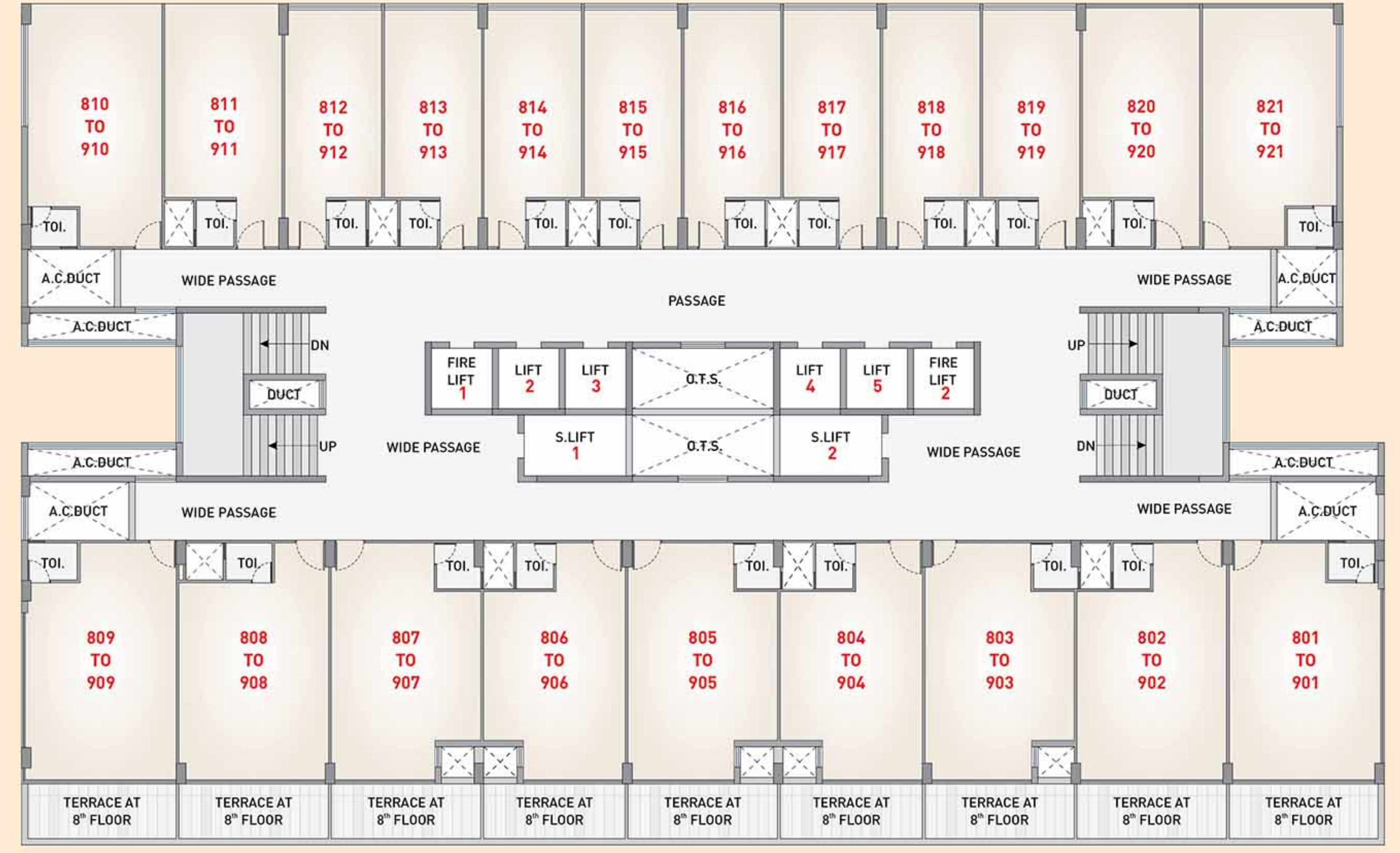
TERRACE BELOW @ 4TH FLOOR

150 Feet Ring Road

NO	OFFICE SIZE	CARPET AREA	NO	OFFICE SIZE	CARPET AREA
501	18'00" X 35'6"	646 SQ.FT.	512	11'7" X 28'2"	315 SQ.FT.
502	17'9" X 35'6"	616 SQ.FT.	513	11'7" X 28'2"	313 SQ.FT.
503	17'9" X 35'6"	619 SQ.FT.	514	11'7" X 28'2"	315 SQ.FT.
504	16'11" X 35'6"	560 SQ.FT.	515	11'7" X 28'2"	315 SQ.FT.
505	17'10" X 35'6"	619 SQ.FT.	516	11'6" X 28'2"	313 SQ.FT.
506	16'11" X 35'6"	564 SQ.FT.	517	11'7" X 28'2"	314 SQ.FT.
507	17'10" X 35'6"	616 SQ.FT.	518	11'7" X 28'2"	313 SQ.FT.
508	17'10" X 35'6"	615 SQ.FT.	519	11'7" X 28'2"	315 SQ.FT.
509	18'0" X 35'6"	645 SQ.FT.	520	14'0" X 28'5"	375 SQ.FT.
510	16'0" X 28'5"	455 SQ.FT.	521	16'0" X 28'5"	455 SQ.FT.
511	14'0" X 28'5"	375 SQ.FT.			



8th & 9th Floor

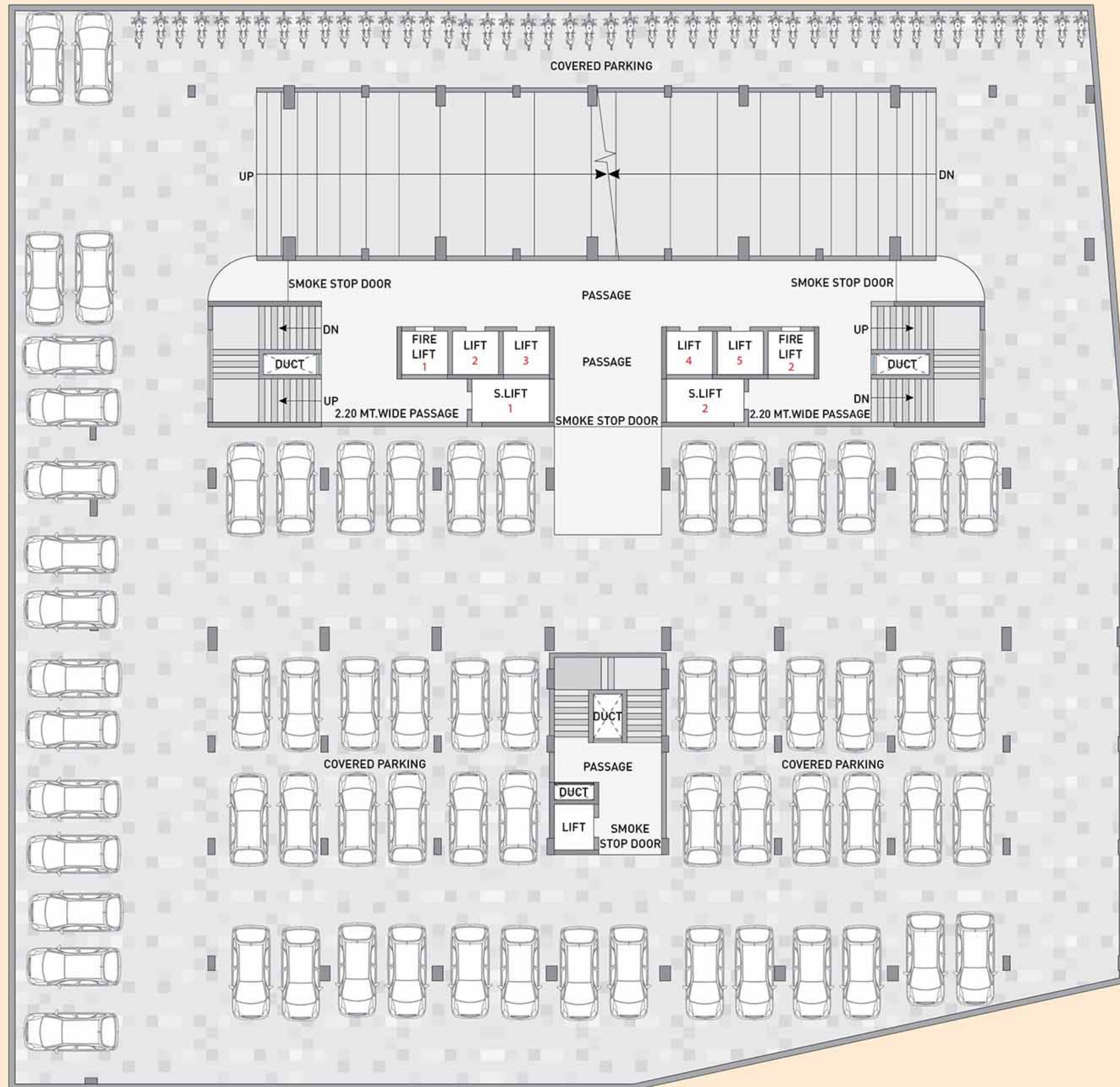


150 Feet Ring Road

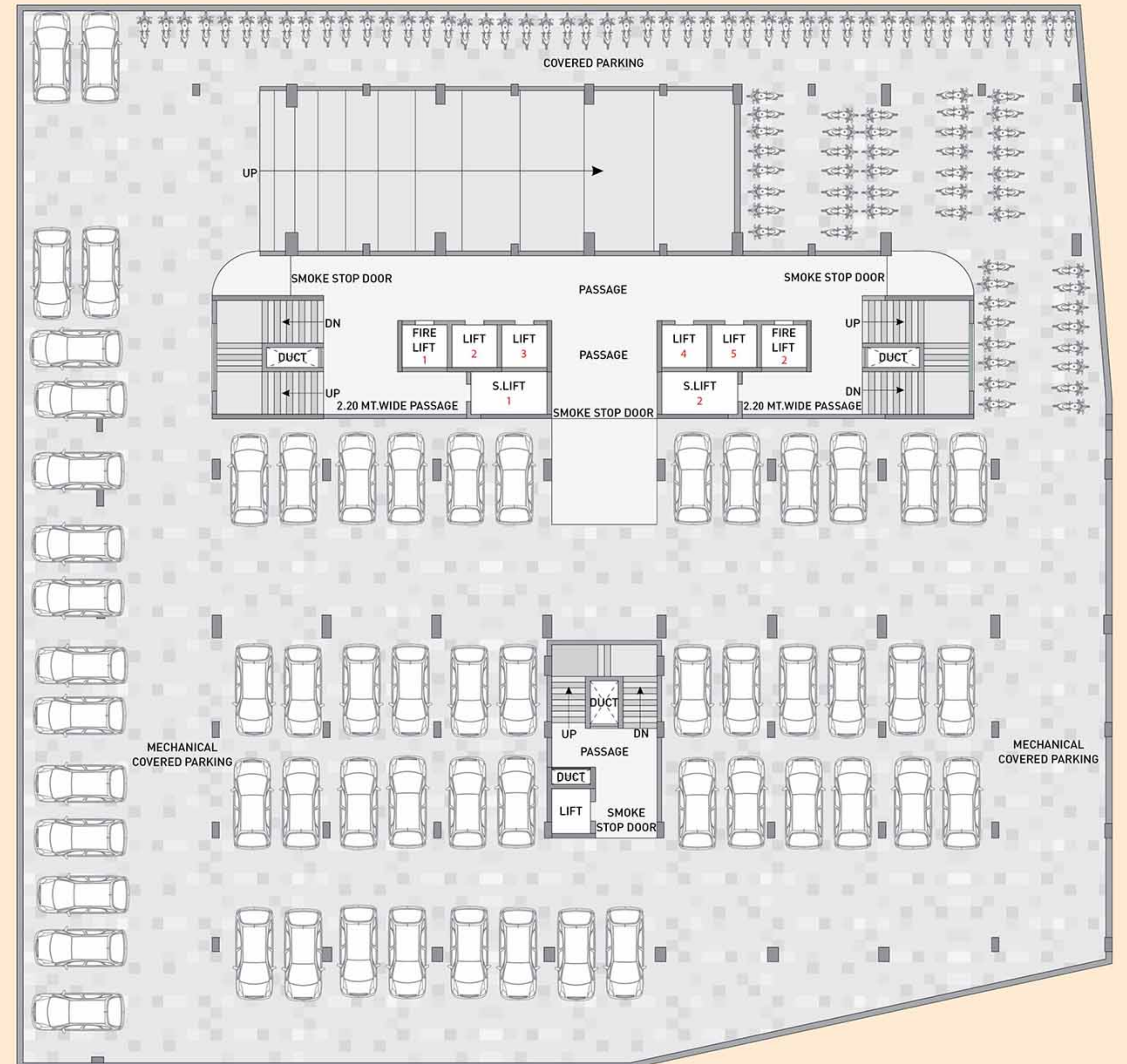
NO	SHOWROOM SIZE	CARPET AREA	NO	OFFICE SIZE	CARPET AREA	NO	OFFICE SIZE	CARPET AREA
801 TO 901	18'0" X 28'3"	646 SQ.FT.	809 TO 909	18'0" X 28'3"	645 SQ.FT.	817 TO 917	11'7" X 28'2"	314 SQ.FT.
802 TO 902	17'10" X 28'3"	616 SQ.FT.	810 TO 910	16'0" X 28'2"	455 SQ.FT.	818 TO 918	11'7" X 28'2"	313 SQ.FT.
803 TO 903	17'10" X 28'3"	619 SQ.FT.	811 TO 911	14'0" X 28'2"	375 SQ.FT.	819 TO 919	11'7" X 28'2"	315 SQ.FT.
804 TO 904	16'11" X 28'3"	560 SQ.FT.	812 TO 912	11'7" X 28'2"	315 SQ.FT.	820 TO 920	14'0" X 28'5"	375 SQ.FT.
805 TO 905	17'10" X 28'3"	619 SQ.FT.	813 TO 913	11'7" X 28'2"	313 SQ.FT.	821 TO 921	16'0" X 28'5"	455 SQ.FT.
806 TO 906	17'11" X 28'3"	564 SQ.FT.	814 TO 914	11'7" X 28'2"	315 SQ.FT.			
807 TO 907	17'10" X 28'3"	616 SQ.FT.	815 TO 915	11'7" X 28'2"	315 SQ.FT.			
808 TO 908	17'10" X 28'3"	615 SQ.FT.	816 TO 916	11'6" X 28'2"	313 SQ.FT.			


















Basement - 1st & 2nd



Basement - 3rd



AMENITIES

- | | | | |
|--|---|---|---|
|  | Located in most premium part of city. |  | Three level basements with one stackable parking basement. |
|  | Grand reception Foyer and waiting lounge. |  | Well equipped fire hydrant system. |
|  | 8 Hi - speed auto door elevators - Including dedicated owner's lift and goods lift. |  | Two Special lifts for showrooms on 1 st , 2 nd & 3 th floor. |
|  | Recreational area. |  | 24 X 7 Security |
|  | CCTV Surveillance |  | Lighting design by professional lighting consultant. |
|  | Corporate Cafe |  | DG power backup for common areas. |
|  | Convenient provision for AC outdoor units |  | Attractive signage space for showrooms. |
|  | Fabulous building elevation for a perfect corporate look. | | |

NEARBY CONNECTIVITY

- | | | | | | |
|---|---|---|---|---|---|
|  | 14 MINUTES (14 KM)
AIRPORT RAJKOT |  | 16 MINUTES (7.5 KM)
RAILWAY JUNCTION |  | 4 HOUR 20 MINUTES (212 KM)
KANDLA PORT |
|  | 12 MINUTES (4.3 KM)
NATIONAL HIGHWAY |  | 4 HOUR 42 MINUTES (228 KM)
AHMEDABAD |  | 1 HOUR 37 MINUTES (94.4 KM)
Jamnagar |



SPECIFICATION

- | | | | |
|---|--|---|---|
|  | Flooring |  | Windows |
| | - Premium vitrified tiles flooring in offices and showrooms.
- Designer tiles in entrance foyer and common passages. | | - Standard sliding aluminium windows with anodized or powder coating finish.
- Marble or granite equivalent window sills. |
|  | Paint |  | Electrification |
| | - Internal office walls finished with wall putty.
- Acrylic emulsion paint / texture for exteriors.
- Royal paints finish in common areas. | | - Concealed ISI copper wiring with modular switches.
- Appropriate earthing in electric supply.
- Distribution board with "MCB" or "ELCB" for maximum safety. |
|  | Doors |  | Toilets |
| | - Elegant main door with premium laminates on both sides with high quality hardware fitting
- Internal doors of standard flush doors. | | - Bathrooms finished with superior quality ceramic tiles.
- Branded sanitary wares and CP fittings. |

LEGAL DISCLAIMER All the elements, objects, treatment, materials, equipment & color scheme are artisan's impression & purely for presentation purpose. By no means it will form a part of the amenities, features or specification of our final product.

NOTE: All rights for alteration, modification & development in design or speciation by architects & or developer shall be binding to all the members • Completion certificates as per RMC rules, clear title document will be provided by promoters for loan purpose. This brochure is for private circulation only. By no means it will form part of any legal contract.

• Stamp duty, Registration charges, Legal charges, PGVCL charges, Society maintenance deposit etc, shall be borne by the purchaser. • VAT, Service Tax, TDS, TCS, GST &, or any other taxes levied in future will be borne by the purchaser as applicable. • Any additional charges or duties levied by the Government / Local Authorities during or after completion of the scheme shall be borne by the purchaser. • In the interest of continual developments in design & quality of construction, the developer reserves all rights to make any changes in the scheme including and not limited to technical specifications, design, planning, layout & all purchasers shall abide by such changes. • Changes/alteration of any nature including elevation, exterior color scheme, balcony grill or any other changes affecting the overall design concept & outlook of the scheme are strictly NOT PERMITTED during or after the completion of the scheme. • Any RCC member (Beam, Column, Slab) must not be damaged during your interior work. • Low-voltage cables such as telephone, TV and internet cables shall be strictly laid as per consultant's service. No wire/cables/conduits units shall be laid or installed such that they form hanging formation on the building exterior faces. • Common passages / landscaped areas are not allowed to be used for personal purpose. • Ac Outdoor Units space is already designated in consultation with HVAC Consultant. It is planned according to design specification/elevation, available space, etc. No changes in location can be made on personal basis.

Project by



Architect

Apurva Amin

Structure Engineer

Manish Doshi

MEP Consultant

Artech Engineers

Address

📍 Opp. R.K. Prime and Silver Heights, Nana Mava Circle, 150 Feet Ring Road, Rajkot.

Contact Us
☎ 81000 46000

Web Site
🌐 www.rkcrealty.in

[f rkgroup.rajkot](https://www.facebook.com/rkgroup.rajkot) [ig rkgroup.rajkot](https://www.instagram.com/rkgroup.rajkot)

✉ rajendra@rkcrealty.in | gaurav@rkcrealty.in

SCAN ME

